




Pelagia Research Library

European Journal of Experimental Biology, 2014, 4(1):646-650



Gibberellic acid and benzyl adenine foliar sprays increase offsets in *Aloe barbadensis*

Ali Salehi Sardoei

Young Researcher and Elite Club, Jiroft Branch, Islamic Azad University, Jiroft, Iran

ABSTRACT

The effect of Gibberellic Acid (GA_3) and Benzyladenine (BA) on *Aloe vera* was evaluated at pot cultivation conditions. This study was performed in two factorial test based on complete random plan and 4 repeats with 12 treatments. The main factor was included spraying, drip and spraying + drip. Secondary factor was included concentrations of GA_3 and BA at 0, 100, 200 and 400 $mg.L^{-1}$ levels. The number of Offset was increased by addition of GA_3 and BA levels. The results show that the number of Offset has been better in drip application than spraying method. The use of drip+spraying method has caused improve in the plant than other methods. The maximum offset was obtained in 400 $mg.L^{-1}$ concentration of BA.

Keywords: *Aloe vera*, Application Methods, Offset, Pot cultivation.

INTRODUCTION

Aloe vera [*Aloe barbadensis*] which belongs to Liliaceae family is a perennial plant with rosette growth pattern compatible with subtropical regions. This species is native to southern and eastern Africa, but is commercially cultivated in different region in America, European and Asia [10, 15]. In recent years, *Aloe vera* gel is widely used in cosmetics industry due to physiological and biological properties. Also it used in wound healing because of its anti inflammatory, antifungal, antibacterial antiviral and medicinal properties [16]. *Aloe* plants are propagated by two methods: sexual and vegetative. *Aloe barbadensis* is the most common species in gel production. It has a high rate of male sterility which results of cross-pollination; therefore propagation via seed leads to genetic segregation in daughter plants [13,14]. For commercial production and increasing leaves yield, we need to have a method that plantlet can be produced in a short period of time. Offset is the important method of vegetative propagation for *Aloe* plants. Offsets are produced from the end of short stolon and can be used as a propagule in perennial plants propagation [4]. Although the offset production rate in *Aloe vera* is high, it is not enough for commercial production. Slow rate of offset production is a serious obstacle in developing *Aloe vera* cultivation. Therefore, offset production should be increased. Due to these reasons, using agronomy practices seems to be necessary in order to produce a lot of plants in minimum time. Cytokinin is widely used in ornamental plants production. It is one of the most important hormones which regulate plant growth and development. It has an important role in promoting cell division, differentiation, leaf development and increased nutrients mobility in plants [5, 17]. Several studies have shown that plant growth regulators such as cytokinins could improve shoot growth [4]. Spraying cytokinins on *Hemerocallis citrine* have shown that it can increase offset production via affecting cell division, offsets size and

growth by stimulating lateral buds growth [1]. Few studies have been conducted on evaluating the effect of cytokinins on root system of Liliaceae family. Cytokinin is a plant hormone that synthesized in root and it has irritating or inhibiting effects on root development. High cytokinins concentration prevents roots growth, but lower concentrations result in improved root development and growth [19]. Cytokinin is a hormone which can increase flowering production in many plants [4].

Therefore, the purpose of this study is the effect of various levels of Gibberellic Acid [GA₃] and Benzyl adenine [BA] on Offset production in *Aloe vera*.

MATERIALS AND METHODS

In 2012-2013 year, *Aloe vera* [*Aloe barbadensis*] plants were cultivated at the experimental farm of University Azad Jiroft. Two factorial methods in complete random test with 4 repeats and 12 treatments were used for this experiment. Uniform offsets size of 18-20 cm were completely randomly selected, then transferred to greenhouse and were planted in pots with capacity of 20 kg soil. Greenhouse temperature was 22°C to 28°C during night and day, respectively. Plants, based on field water capacity, were uniformly irrigated.

First Test

The Offset of *Aloe vera* were immersed by Gibberellic Acid contained 0 [control treatment], 100, 200 and 400 mg.L⁻¹ Gibberellic Acid was 0.1 %. Tween-20 surfactant, by spraying, drip and spraying + drip methods was used at two stages for each pot. They used as 100 cc of solution at each stage with 15 days intervals [4].

Secondary Test

The Offset of *Aloe vera* were immersed by benzyladenine contained 0 [control treatment], 100, 200 and 400 mg.L⁻¹ Benzyl adenine was 0.1 %. Tween-20 surfactant, by spraying, drip and spraying + drip methods was used at two stages for each pot. They used as 100 cc of solution at each stage with 15 days intervals .then the number of produced Offset were measured after 60 days from spraying [4].

Data collection

After 120 day, for each treatment were randomly selected four plants. The number of Leaf, The number of offset and Leaf length were determined in this experiment.

Statistical analysis

SPSS 18 was used for analysis of the data obtained from the experiments. Comparisons were made using two-way analysis of variance [ANOVA] and Tukey's test. Differences were considered to be significant at P <0.05.

RESULTS AND DISCUSSION

In other words, difference between the use methods is not same at various areas of GA₃ in this trait. The number of Offset was increased with increasing the various areas of GA₃ and BA [Fig 1, A and B]. The maximum number of Offset was obtained in spraying+drip spraying methods 400 mg.L⁻¹ concentration of GA₃. The results show the number of offset in spraying + drip methods has been better.

The Height number of Offset Secondary Test was in a plant in applications of 400 and 200 mg.L⁻¹ BA , with respectively, with average of 9.75 and 8.25 that which did not show statistically significant a meaningful difference [Tab 2].

In this experiment, BA increased offsets number that can be attributed to decreased apical dominance by main stem [6]. This result was in accordance with those achieved by Carey et al. [4]. Considering the cytokinins effects, it was entirely predictable that spraying BA on plants stimulates cell division and increased cell number [18]; therefore, application of BA results in higher offsets number. These results were in concordance with Carey et al. [4] on other Liliaceae family plants [*Echeveria* and *Sempervivum*]. This combination is already to reduce lower leaf yellowing and senescence in certain pot crops. This combination may also serve to induce flowering in some crops. However, gibberellins are also reported to be antagonistic to cytokinins and may actually reduce their ability to induce branching or reduce senescence. A combination BA+GA application may work better if BA and GA₃ are applied

separately [one to four weeks apart]. This way, the grower gains the strongest effects of both. Benzyladenine would stimulate branching and the later GA could stimulate the growth of the new branches.

Tab 1 - Interaction of application foliar GA₃ on some characterize in Aloe vera plants 120 days after spraying

Application Methods	Concentration Mg.L ⁻¹	Sucker Number	Leaf lenght (cm)	Leaf Number
Foliar Sprays	0	5.25d	39.99c	16c
	100	8.5cd	42.41bc	16c
	200	9.25c	43.58abc	17.75abc
	400	9.25c	45.99ab	17.25abc
Drip	0	8.5cd	42.41bc	16.75abc
	100	10bc	43.24bc	17.75abc
	200	10bc	45.41ab	17.5abc
	400	10.75abc	45.57ab	17.75abc
Foliar Sprays + Drip	0	8.25cd	42.49bc	16.25bc
	100	11.5abc	45.83ab	18.5a
	200	13.5a	46.16ab	18.5a
	400	13.75a	45.41ab	18.25ab

Means with different superscripts are significantly different at $P < 0.05$ level of significance using the significant different (Tukey's).

In other words, difference between the use methods is not same at various areas of GA₃ in this trait. The leaf number and Leaf length was increased with increasing the various areas of GA₃ and BA [Table 1, 2]. The maximum of leaf number and Leaf length was obtained in spraying +drip spraying and at 400 and 200 mg.L⁻¹ concentration of BA. The results show the leaf number and Leaf length has been better in spraying + drip method. The Height leaf number First Test was in a plant in applications of 100, 200 and 400 mg.L⁻¹ GA₃, with respectively, with average of 9.75 and 8.25 that which did not show statistically significant a meaniful diference [Tab 1]. The Height leaf number Secondary Test was in a plant in applications of 400, 200 and 100 mg.L⁻¹ GA₃, with respectively, with average of 9.75 and 8.25 that which did not show statistically significant a meaniful diference [Tab 1].

Tab 2 - Interaction of application foliar BA on some characterize in Aloe vera plants 120 days after spraying

Application Methods	Concentration	Sucker Number	Leaf lenght (cm)	Leaf Number
Foliar Sprays	0	2.75c	34.24c	13e
	100	6b	35.91bc	14de
	200	7.5ab	36.11bc	15.25bcd
	400	6.5b	36.58bc	15.75abcd
Drip	0	5.5bc	35.08c	15.25bcd
	100	7.75ab	35.83bc	15.75abcd
	200	7.75ab	40.74ab	16abcd
	400	8ab	40.81ab	16.25abc
Foliar Sprays + Drip	0	2.75c	38.83abc	15cde
	100	8ab	40.49ab	16.75abc
	200	8.25ab	42.99a	16.75abc
	400	9.75a	42.24a	17.25ab

Means with different superscripts are significantly different at $P < 0.05$ level of significance using the Fisher's least significant different (Tukey's).

As indicated in mean comparison [Tab 1] the leaf number and Leaf length were simultaneously decreased by increasing BA levels. Foliar+drip application of BA and GA₃ with concentration of 400 and 200 mg.L⁻¹ had the maximum leaf number and Leaf length, while the lowest of leaf number and Leaf length was related to control treatment. As indicated mean comparison [Tab 1, 2] foliar application of BA resulted in leaf number had the highest in treatment with 400 mg.L⁻¹ GA₃. Increasing the number of Leaf is a result of BA role in cell division and assimilated transport [18, 9]. According to the biological effects of Plant Growth Regulators compounds, the results were entirely predictable that foliar application of BA and GA₃ stimulates cell division and increased cell number; therefore can result in increased offset number, Leaf length and Leaf number. These increases were in accordance with those results achieved by [2, 3, 8, 11]. Aloe vera plants grow slowly and offset formation rate is slow in them. Application of BA-type cytokinin hormone increases cell division and lateral bud formation.

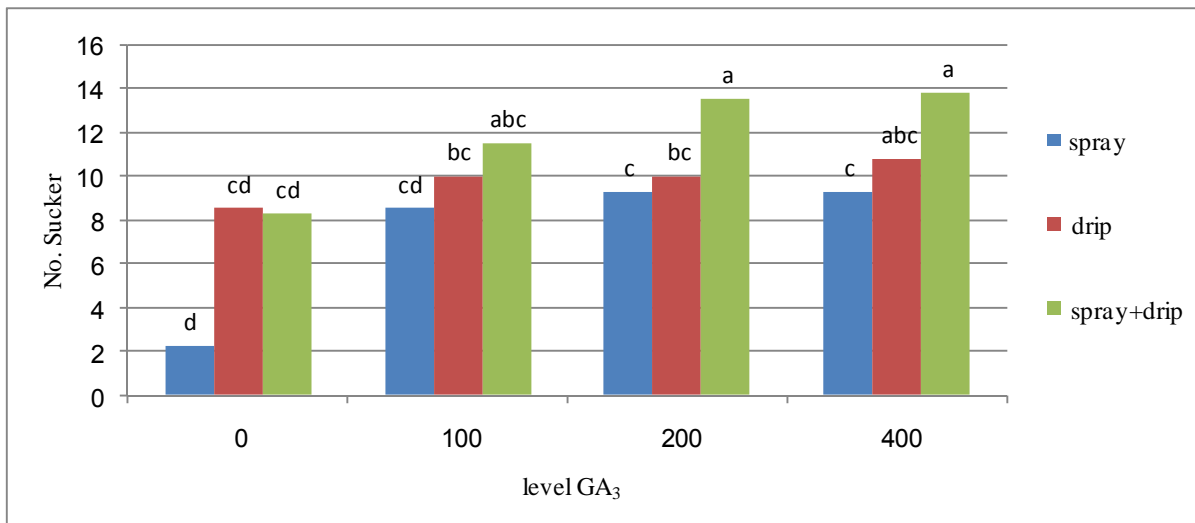


Fig.1. A: Means comparison of interactions of solution application method in GA₃ on the number of Offset after 120 days from spraying

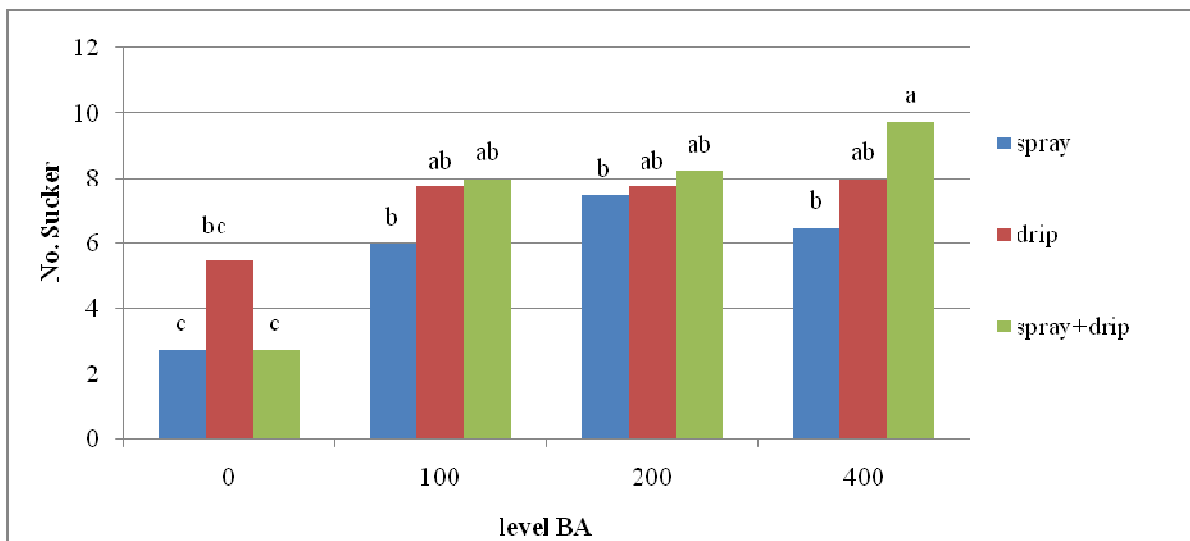


Fig.1. B: Means comparison of interactions of solution application method in BA on the number of Offset after 120 days from spraying

Drip may also be an effective method for applying cytokinins to rooted plants as they can be absorbed through the roots and will be transported via the xylem to the most metabolically active tissues [meristems]. Drip may reduce or prevent leaf phytotoxicity caused by surfactants and solvents. However, care must be taken as roots tend to be more sensitive to exogenous cytokinins and high concentrations can hinder root growth. Drip applied cytokinins move throughout the plant rapidly. Cytokinin-induced photosynthetic rates of plant and change 2 hours after exogenous applications [7]. Drip may also be applied to newly planted crowns [12] or be mixed into the storage substrate used for bulb scaling [9]. Providing the proper growth conditions for obtains the Offset with large size and high quality has particular importance. However many studies has performed on other plants in this family, few studies performed about the effect of hormones and their application on Aloe vera.

CONCLUSION

Based on our results it can be concluded that foliar application of BA and GA₃ with concentration of 400 mg.L⁻¹ can increase offsets number. Present study showed that higher levels of BA and GA₃ prevent Leaf growth. Further research on the relationship between growth regulators and offsets production is necessary

REFERENCES

- [1] Amling JW, GJ Keever, JRJ Kessler and DJ Eakes. *Journal Enviro Hort*, **2007**, 25(1): 9-12.
- [2] Baque MA, EJ Hahn and KY Pak. *Plant Biotech*, **2010**, 4: 109–116.
- [3] Boe AA, RB Stewart and TJ Banko. *Hort Sci*, **1972**, 7: 404-405.
- [4] Carey D, B Whipker, I Mc-Call and W Buhler. *Journal Horticulture Sci*, **2008**, 53: 19-21.
- [5] Duan H, YL Pei, MLY Deng, LK Xiao, LL Smith, W McAvoy, RJD Zhao, X Zheng and C Thammina . *Journal Crop Improve*, **2006**, 347-364.
- [6] Duck MW, BM Gregg, RT Fernandez, DH Royal and FF Cardoso. **2004**, *J Enviro Hort*, 22 (3): 165-169.
- [7] Dong CN and RN Arteca. *Photosynthesis Rese*, **1982**, 3: 45-52.
- [8] Garner JM, keever GJ, Eakes DJ and Keesler JR. 1998. *Hort Sci*, 33, 707-709.
- [9] Halmann M. *Advances in Agronomy*, **1990**, 43: 47-105.
- Hanks GR and AR Rees. *Scientia Hort*, **1977**, 6: 237-240.
- [10] Hasanuzzaman M, KU Ahamed, KM Khalequzzaman, AMM Shamsuzzaman and K Nahar. *Australia Journal Crop Sci*, **2008**, 2(3): 158-163.
- [11] Khalighi A, Y Hojati, M Babalar and R Naderi. *Journal pajoush sazandegi*, **2005**, 73: 58-64.
- [12] Keever GJ and JC Warr.. *PGRSA quarterly*, **2005**, 33 (1): 4-11.
- [13] Keijzer CJ and M Cresti. *Annals of Botany*. **1987**, 59: 533-542.
- [14] Natali L, IC Sanchez and AA Cavallini. *Plant Cell, Tissue and Organ Culture*, **1990**, 20(1): 71-74.
- [15] Reynolds T. 2nd edition. Edited by CRC Press. Boca Raton, Florida, United States, **2004**, pp. 39–74.
- [16] Ramachandra CT and P Srinivasa Rao. *Journal Agric Biological Sci*, **2008**, 3: 502–510.
- [17] Shudo K. 2nd edition. Edited by Mook, D.V., Mok, M. CRC Press, Boca Raton, **1994**, pp. 35-42.
- [18] Schmulling T. *Journal Plant Growth Regular*, **2002**, 21: 40-49.
- [19] Zhang N and H Hasenstein. *International Journal Plant Sci*, **1999**, 160(3): 511-519.